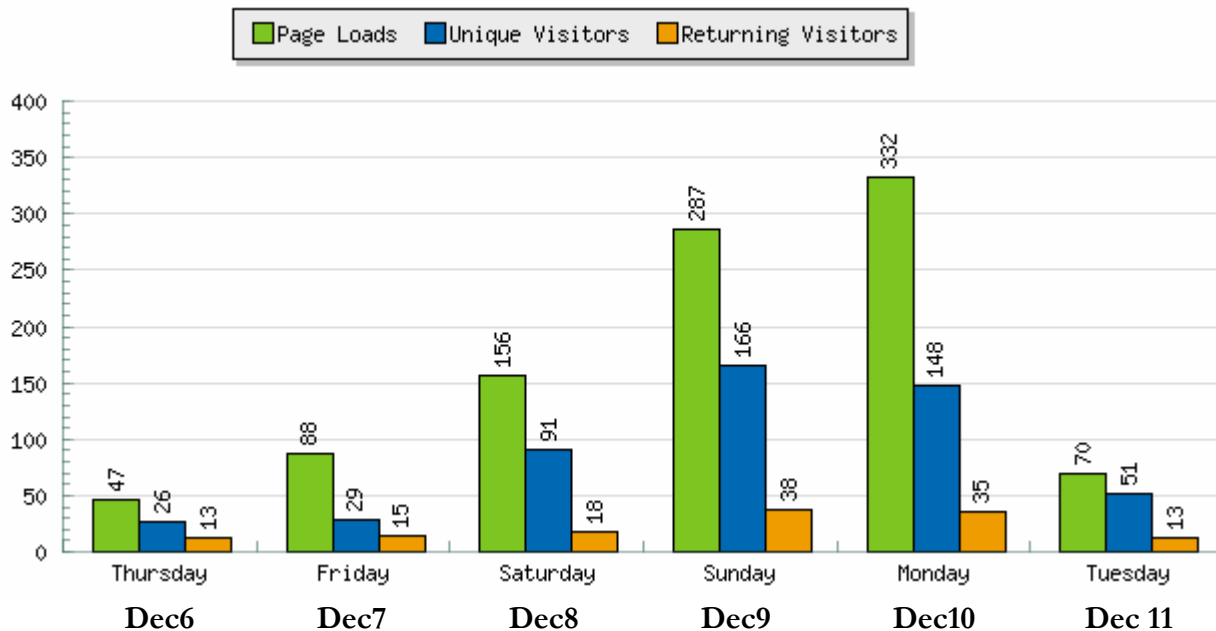


TMME WORLDWIDE DAILY CIRCULATION STATISTICS¹

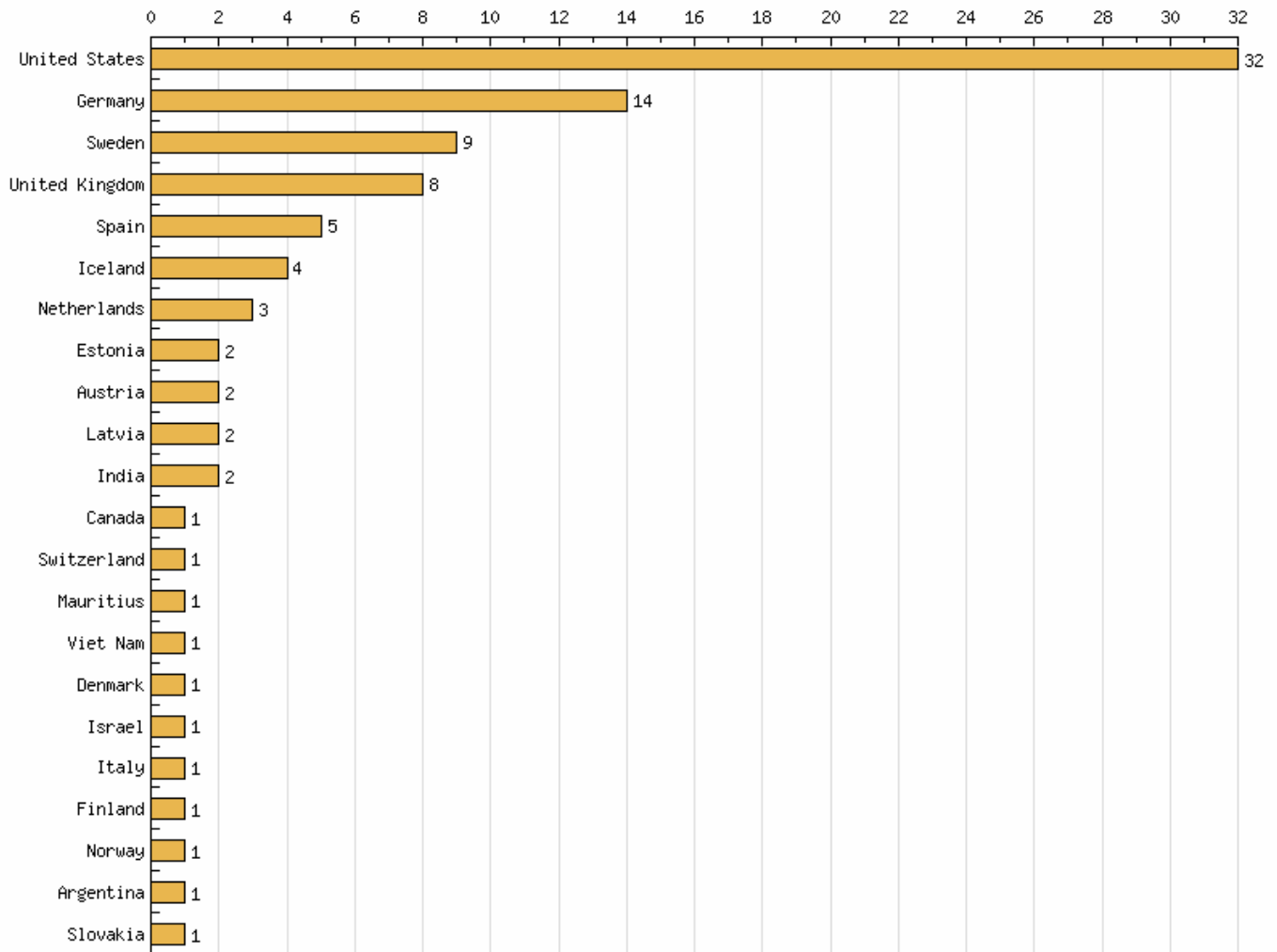
[SIX DAYS AFTER RELEASE OF VOL5, NO.1, Jan 2008]

DECEMBER 6-11, 2007






















¹ Based on every 100 page loads

December 11, 2007

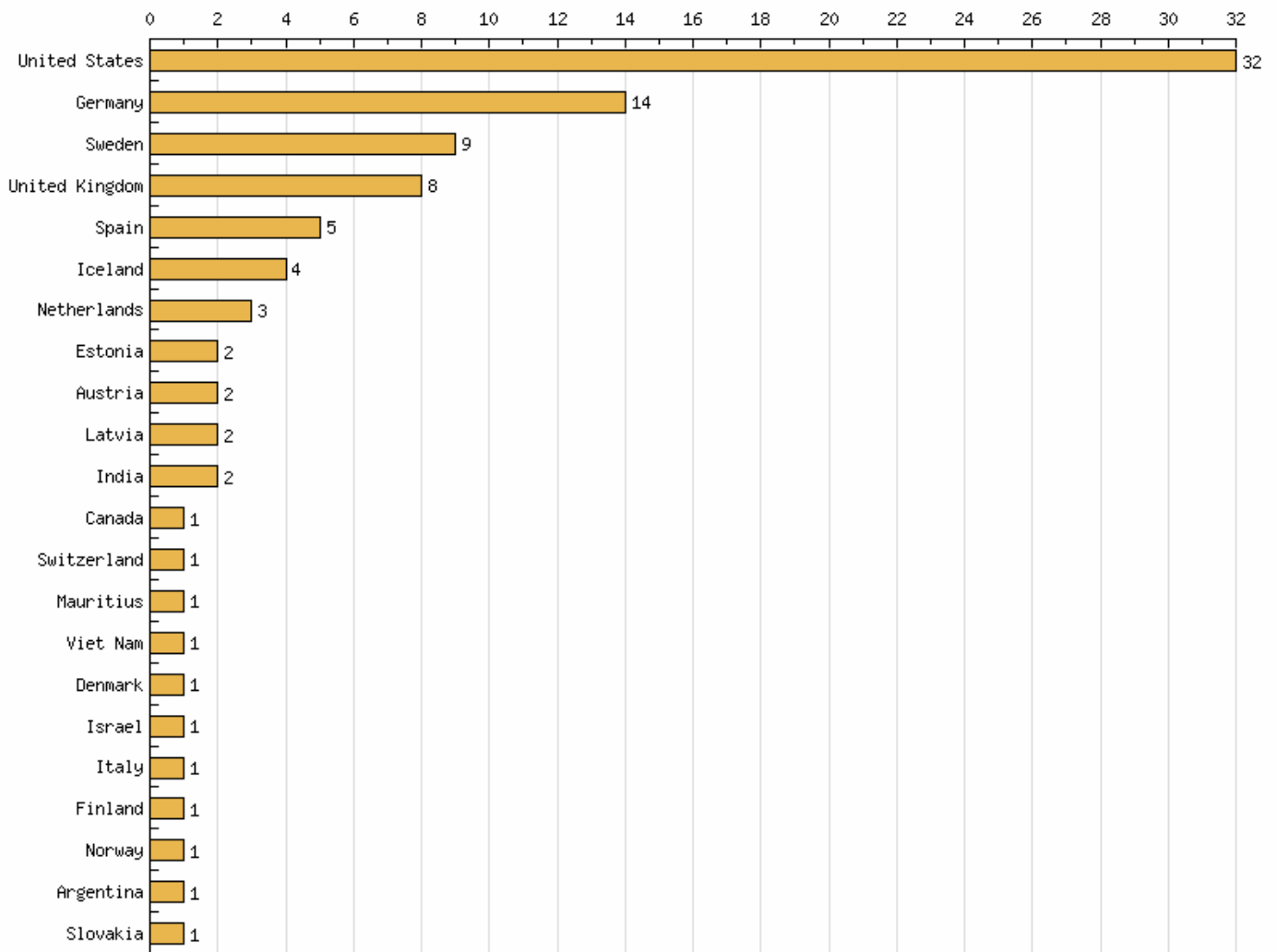


December 10, 2007























	Num	Perc.	Country Name	
▼	28	29.47%	Korea, Republic Of	
▼	11	11.58%	United Kingdom	
▼	10	10.53%	Israel	
▼	9	9.47%	Portugal	
▼	7	7.37%	United States	
▼	7	7.37%	Spain	
▼	5	5.26%	Greece	

▼	4	4.21%	Finland	
▼	2	2.11%	Netherlands	
▼	2	2.11%	Sweden	
▼	2	2.11%	Thailand	
▼	1	1.05%	Norway	
▼	1	1.05%	Germany	
▼	1	1.05%	Turkey	
▼	1	1.05%	Iceland	
▼	1	1.05%	France	
▼	1	1.05%	Austria	
▼	1	1.05%	Mozambique	
▼	1	1.05%	Kuwait	

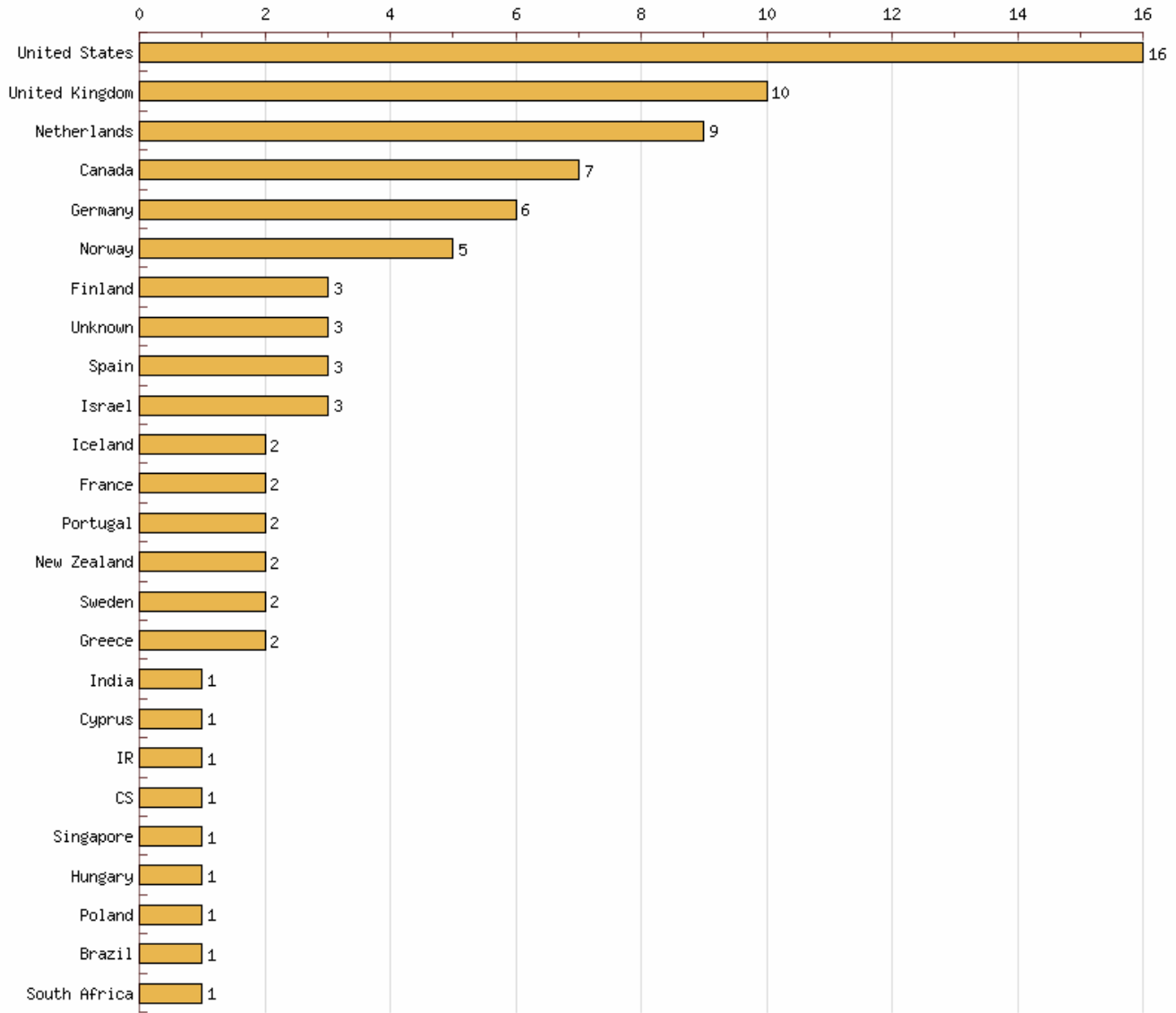
December 9, 2007









December 9, 2007



















	Num	Perc.	Country Name	
▼	32	34.04%	United States	
▼	14	14.89%	Germany	
▼	9	9.57%	Sweden	
▼	8	8.51%	United Kingdom	
▼	5	5.32%	Spain	
▼	4	4.26%	Iceland	
▼	3	3.19%	Netherlands	
▼	2	2.13%	Estonia	
▼	2	2.13%	Austria	
▼	2	2.13%	Latvia	
▼	2	2.13%	India	
▼	1	1.06%	Canada	
▼	1	1.06%	Switzerland	
▼	1	1.06%	Mauritius	
▼	1	1.06%	Viet Nam	
▼	1	1.06%	Denmark	
▼	1	1.06%	Israel	
▼	1	1.06%	Italy	
▼	1	1.06%	Finland	
▼	1	1.06%	Norway	
▼	1	1.06%	Argentina	
▼	1	1.06%	Slovakia	

December 8, 2007

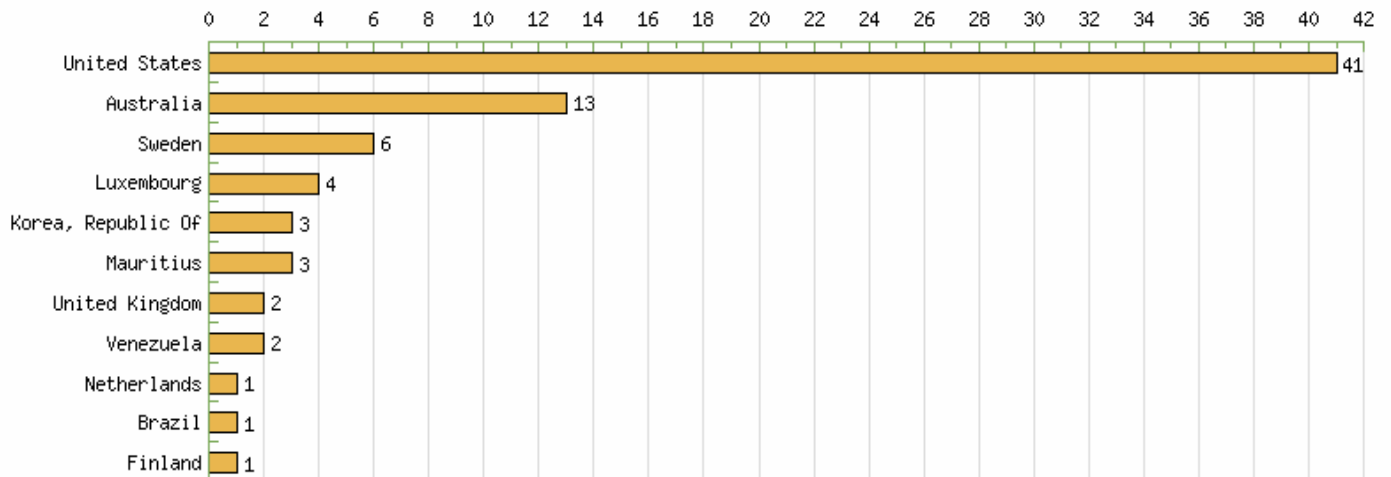


December 8, 2007

Num	Perc.	Country Name	
▼ 16	18.60%	United States	
▼ 10	11.63%	United Kingdom	
▼ 9	10.47%	Netherlands	
▼ 7	8.14%	Canada	
▼ 6	6.98%	Germany	
▼ 5	5.81%	Norway	

▼	3	3.49%	Finland	
▼	3	3.49%	Unknown	-
▼	3	3.49%	Spain	
▼	3	3.49%	Israel	
▼	2	2.33%	Iceland	
▼	2	2.33%	France	
▼	2	2.33%	Portugal	
▼	2	2.33%	New Zealand	
▼	2	2.33%	Sweden	
▼	2	2.33%	Greece	
▼	1	1.16%	India	
▼	1	1.16%	Cyprus	
▼	1	1.16%	Iran, Islamic Republic Of	
▼	1	1.16%	Serbia And Montenegro	
▼	1	1.16%	Singapore	
▼	1	1.16%	Hungary	
▼	1	1.16%	Poland	
▼	1	1.16%	Brazil	
▼	1	1.16%	South Africa	

December 7, 2007



December 6, 2007

Num	Perc.	Country Name	
▼	10	10.64%	Spain 
▼	10	10.64%	United Kingdom 
▼	10	10.64%	Germany 
▼	10	10.64%	Hong Kong 
▼	7	7.45%	Denmark 
▼	6	6.38%	Italy 
▼	5	5.32%	Canada 
▼	4	4.26%	United States 
▼	4	4.26%	Greece 
▼	3	3.19%	Poland 
▼	3	3.19%	Netherlands 
▼	3	3.19%	Sweden 
▼	2	2.13%	South Africa 
▼	2	2.13%	Israel 
▼	2	2.13%	Turkey 
▼	2	2.13%	Unknown 
▼	1	1.06%	Norway 
▼	1	1.06%	Bulgaria 
▼	1	1.06%	Switzerland 
▼	1	1.06%	Philippines 
▼	1	1.06%	Estonia 
▼	1	1.06%	Iceland 
▼	1	1.06%	Serbia And Montenegro 
▼	1	1.06%	Singapore 
▼	1	1.06%	Hungary 
▼	1	1.06%	France 
▼	1	1.06%	New Zealand 